

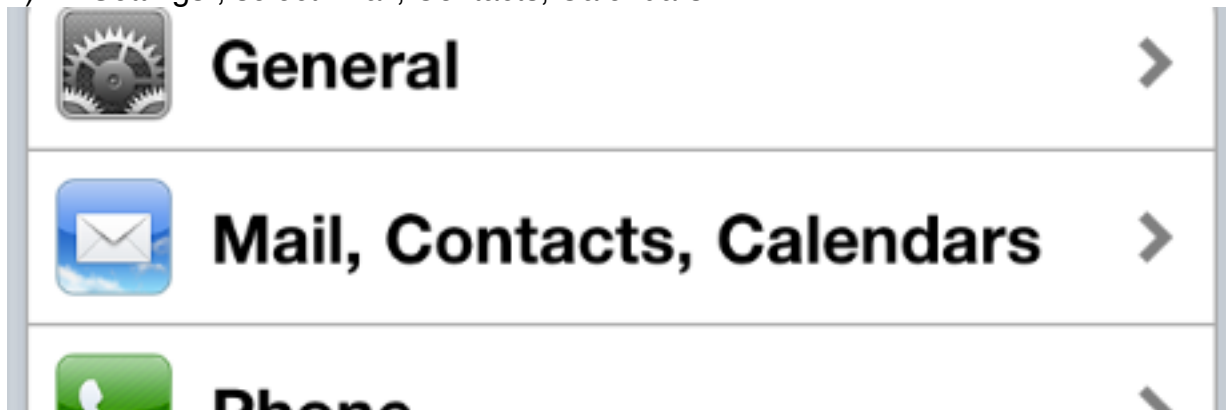
## How to add STJLabs email to you iDevice

### Method 1:

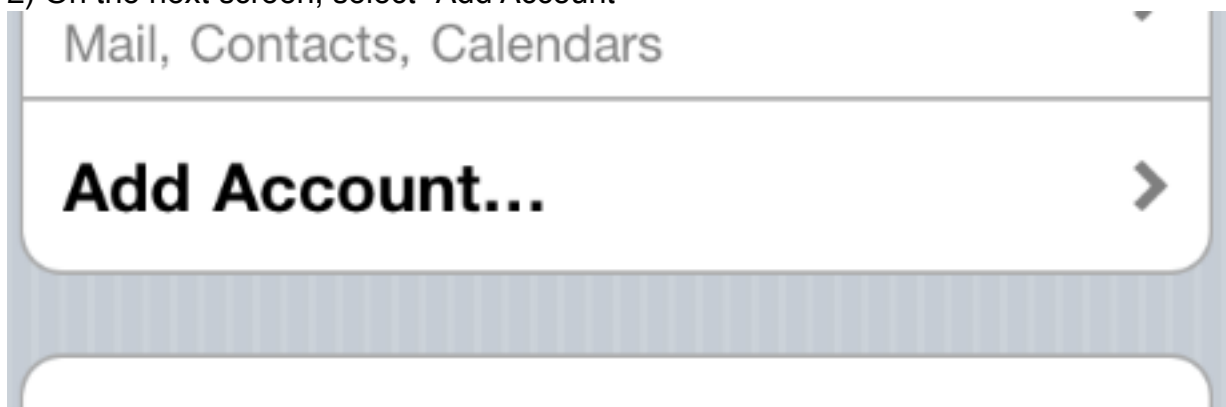
- 1) Load Safari
- 2) Browse to [www.GMail.com](http://www.GMail.com)
- 3) Login with your STJLabs username and password

### Method 2:

- 1) In “Settings”, select “Mail, Contacts, Calendars”



- 2) On the next screen, select “Add Account”



- 3) On the next screen, select “Gmail”.



- 4) Next, enter your connection information and select “Next” in the upper right.

**Cancel** **Gmail** **Next**

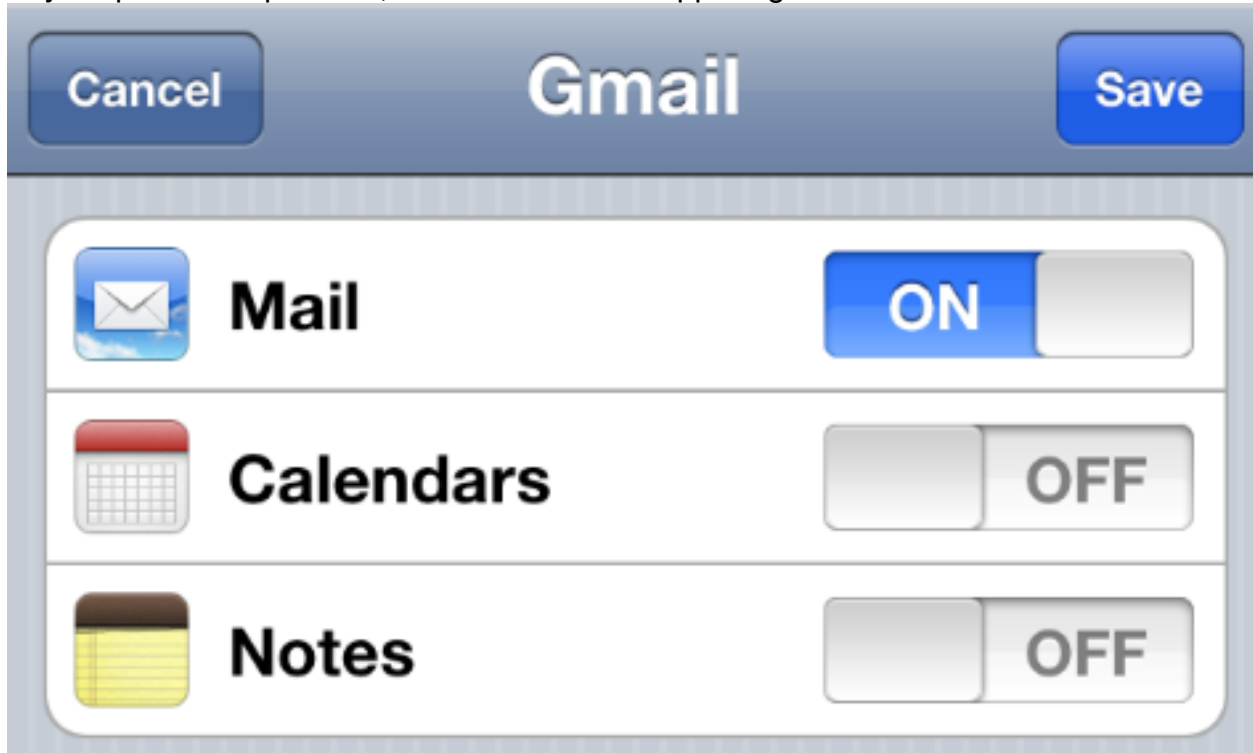
<b>Name</b>	Josh Seamon
<b>Address</b>	josh@stjlabs.com
<b>Password</b>	Required
<b>Description</b>	STJLabs

5) You iPhone will next "Verify" your connection settings.

 **Verifying**

<b>Name</b>	Josh Seamon
<b>Address</b>	josh@stjlabs.com

6) On the next screen you will be able to select which information you'd like to sync to your phone. To proceed, click "Save" in the upper right.



7) Sync will configure and then you will be brought back to your mail accounts page. Your STJLabs email account should be listed.

8) Your STJLabs email will now appear in your Mail app.

